



Wall Displays	5-9	Display Rods
	13	LOLA
	14	PIN Panel
	15	PUR 2
	17	LED Cubes
	18	Lightboards
	20	CARRÉ system
	21	ANITA
	22	Glass Shelves
Standing Units	27	Metalwork Shelving
	28	ELIZA Showcase
	30	Storage units
Seating and Lighting	33	Reception Desk
	34	Dispensing Desk
	36	Chairs
	37	Lighting Inspiration
Window Display	41	POS System
	42	Array System
	43	Scope System
Case Studies	2	Conway's of Oxford
	10	Sage Opticians
	24	Scarborows Opticians
	38	Standish Styling Opticians
Editorial	12	Rod Article
	16	Latest Trends
	23	Customer Experience
	44	Next Steps



## CASE STUDY

### **Practice Refurbishment** Conway's of Oxford, Oxford

This city centre practice had not been refurbished for many years. This meant we could completely transform it! With a clear brief from our client to create a luxurious interior, our designer introduced rich and vibrant finishes from the dark wood to the gold textured wallpaper. With LED illumination to the glass top drawers, LED illuminated LOLA shelves, and LED spotlights above the Alumina display rods, the spectacle frames look amazing!

The reception counter has a dark marble effect finish, which looks stunning against the porcelain tile floor. Downstairs there's a welcome desk in the same finish. Conway's of Oxford is set for the future!





---

# Wall Displays

Over the years, Mewscraft's designers have developed a range of bespoke displays. With the high demand for unique interiors, our bespoke range sets Mewscraft apart from other optical display companies.

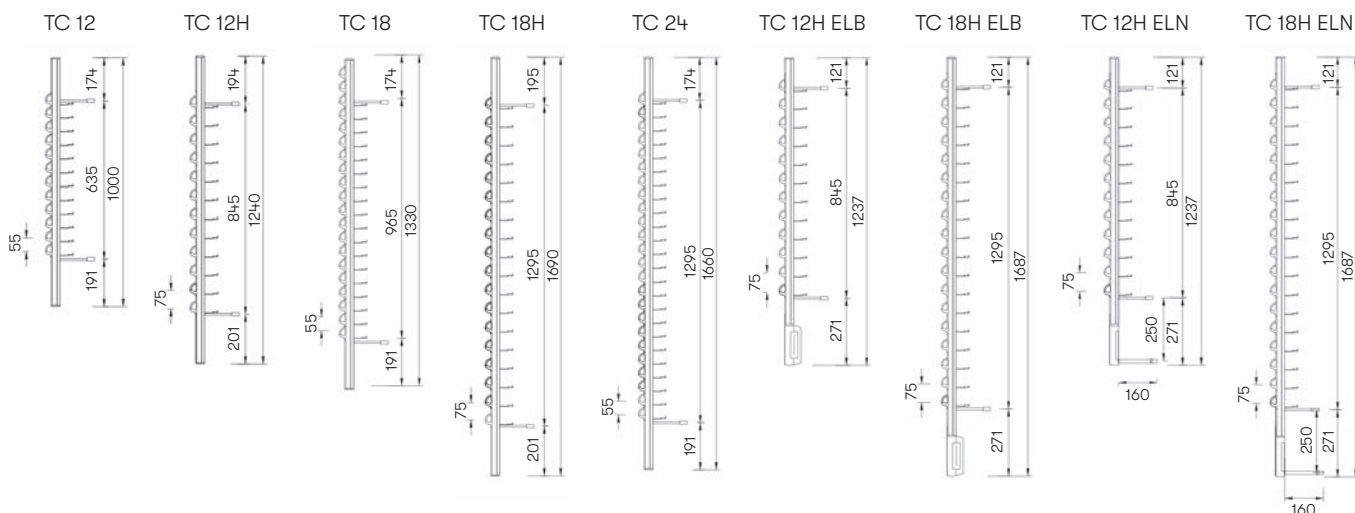
Alongside this, we source displays and furniture from all over the world, so that we can offer our customers a tailored approach.

## Tubix Circo

The Tubix Circo rods are ideal for both ophthalmic frames and sunglasses. The locking bar disappears into the rod when unlocked, which leaves a clear gap for easy removal and replacement of the spectacles. This display rod, with an anodised aluminium finish, is available in a range of lengths. You can choose from non-locking, key-locking, mains or battery electronic locking options. Display rod prices include the mounting kits.



### Dimensions



### Prices

Product Number	Non-locking	Key Locking	Remote Locking
TC 12	£ 83.70	£147.89	-
TC 12H	£108.03	£160.41	-
TC 18	£108.03	£185.43	-
TC 18H	£127.50	£197.95	-
TC 24	£132.37	£216.72	-
TC 12H ELB battery powered	-	-	£327.02
TC 18H ELB battery powered	-	-	£351.35
TC 12H ELN mains powered	-	-	£327.02
TC 18H ELN mains powered	-	-	£351.35

### Accessories



Snap-on Mirror  
£25.24



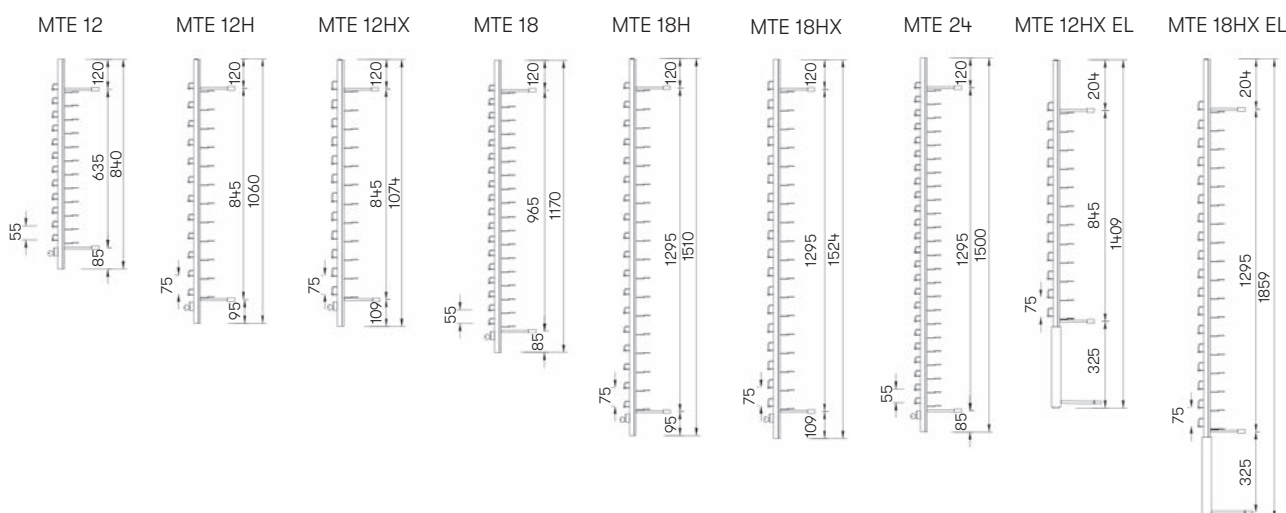
Snap-on Logo Board  
£26.32

## Mini Tubix

The Mini-Tubix range is a well proven and extremely successful display. Minimalist, with an ultra slim profile and available in a range of lengths. You can choose either non-locking, key-locking, mains or battery electronic locking options. Display rod prices include the mounting kits.



### Dimensions



### Prices from

Product Number	Non-locking	Key Locking	Remote Locking
MTE 12	£ 81.27	£142.91	-
MTE 12H	£ 84.28	£147.89	-
MTE 12HX	-	£152.87	-
MTE 18	£114.06	£181.72	-
MTE 18H	£116.49	£189.26	-
MTE 18HX	-	£196.67	-
MTE 24	£135.96	£216.72	-
MTE 12HX ELB battery powered	-	-	£387.85
MTE 12HX ELN mains powered	-	-	£342.66
MTE 18HX ELB battery powered	-	-	£436.52
MTE 18HX ELN mains powered	-	-	£385.42

### Accessories



Snap-in Mirror  
£50.60



Snap-in Logo Board  
£26.32



Dual Satin Logo Board  
£20.53

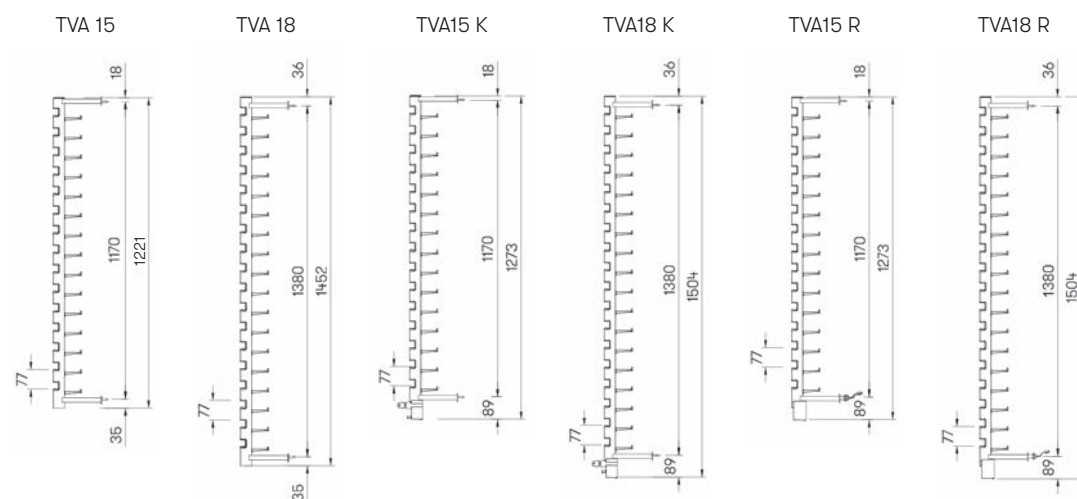


## Alumina

The Alumina rod is a modern looking and versatile product for spectacle frame display. As well as the standard colours and lengths below, custom variants are also available. There are mounting bracket options too, with the possibility of rotatable brackets. You can choose either non-locking, key-locking or remote controlled locking. Display rod prices include the mounting kits.



### Dimensions







### Prices from

Product number	Non-locking	Key Locking	Remote Locking
TVA15	£106.60	-	-
TVA18	£119.34	-	-
TVA15 K	-	£196.97	-
TVA18 K	-	£220.15	-
TVA15 R	-	-	£428.71
TVA18 R	-	-	£464.63
TVAFIX	£ 19.70		

All available in white as standard.

Special lengths and special number of positions available.  
Rotating fixings available. Top and bottom fixings available.  
Special colours available.

### Accessories

 <p>Alumina Top Logo Holder White 50694 £21.36</p>	 <p>Alumina Flexible Position Logo Holder White 50691 £21.36</p>	 <p>Alumina Poster Holder, A5 White 50692 £37.69</p>	 <p>Alumina Mirror, A5 50693 £56.54</p>
---	--	---	--



Example of rod panel with laminate frame, LED spotlights and LED halo lighting.  
Practice: Conway's of Oxford.



## Rod Panel

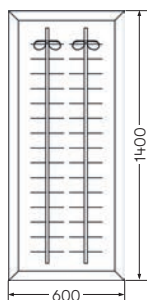
Display rods can look amazing in the right setting. Here we have mounted them on a frosted acrylic panel and put a frame around them. We can create these panels for you in different sizes, with different coloured frames. And if you want to add LED lighting as a halo around the frame, or backlighting to the acrylic, we can provide this too.

If you prefer we can provide a background with an alternative finish: black, white, wood effect, wallpaper or paint. Examples below have non-locking rods but we can do locking too. And there is a choice of which display rod you have and how many frames you want on each rod.

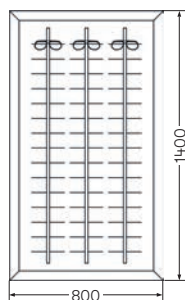


### Dimensions


RPF 60/14  
From 30 no. frames



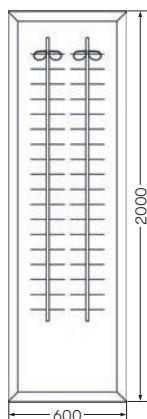
RPF 80/14  
From 45 no. frames



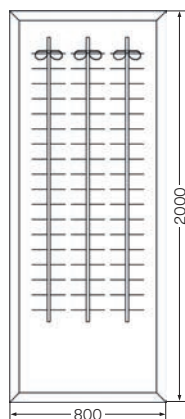
RPF 100/14  
From 60 no. frames



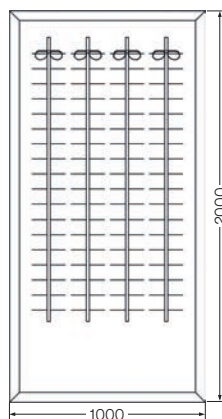
RPF 60/20  
From 36 no. frames



RPF 80/20  
From 54 no. frames



RPF 100/20  
From 72 no. frames



### Prices from

Product Number

RPF 60/14	£810.20
RPF 80/14	£958.80
RPF 100/14	£1,099.90

RPF 60/20	£937.68.00
RPF 80/20	£1,081.02
RPF 100/20	£1,224.36

Prices with white background, 50mm frame and white Alumina non-locking single display rods.

Prices may vary depending on finish. Other finishes and sizes available. Please contact us to discuss other options.

### Options



Frame Example 1



Frame Example 2



Acrylic Option



LED Halo lighting







## CASE STUDY

---

### **Practice Refurbishment** Sage Opticians, Suffolk

---

Having secured an ideal town center site near the Market square, our clients had an empty space for our designers to transform.

We proposed a smart and sophisticated interior, with a gorgeous colour palette in line with their new brand identity. The process was very smooth and efficient, meeting their design brief and aspirations from the beginning.

Within a few months, everything was installed and the interior quickly became a business with a heart and a soul.



# The versatility of frame bars



Frame bars are perhaps the most cost effective and flexible way to display spectacle frames. For some practices, the option of locking them with a key is crucial to the security of their stock, particularly in busy city centres. Our designers are experts at setting them within classy looking backgrounds, or with a frame to give them presence.

We believe that with the right surroundings, the frame bars can form an imaginative display, which suits the atmosphere of the practice: Modern, stylish, contemporary, clinical, classic, vintage, boutique-y... we can help you to create the look you want.

By breaking up a long run of frame bars with LED shelves or mirrors, it can become more user friendly for both the customer and the dispenser. Drawers or cupboards below display rods can also help, whilst accessories such as logo boards and mirrors can be included to enhance the display further. The logo boards can have graphics changed very easily and come in various sizes.

Our Alumina rods are available in both standard and custom lengths and can be powder coated to any RAL colour, making them a versatile option.

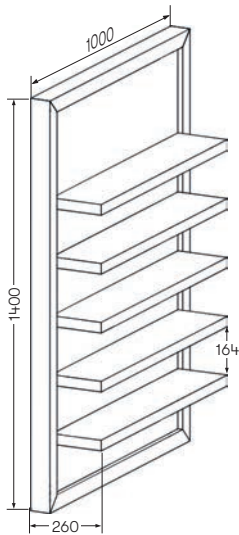


LOLA

The LOLA range of bespoke shelving displays is carefully designed by Mewscraft to compliment and enhance your commercial interior. These wall mounted shelf displays have integrated LED illumination and appeal through their elegant design. The LED strip is recessed into the underside of each shelf to illuminate the items on the shelf below. The LOLA is a flexible display with a high end feel created by the material finishes and the integrated lighting. Different sizes, colours and finishes available on request.



Dimensions



Portrait orientation of the LOLA.

Prices from

Product Number	
L10/14 without LED illumination	£1,197.00
L10/14 with LED illumination	£1,362.00

Prices may vary depending on finish.  
Please contact us to discuss other options.

Options



MONO Stick  
Lockable with adhesive pad  
£30.43



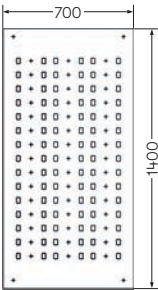
PIN Panel

A clean and effective display with ease of access for customers. The PIN panel presents the spectacle frames clearly and in an organised way. The addition of the MONO, a key lockable frame holder rather than just a PIN support, provides security for the display. Available in custom sizes upon request, and a varied range of acrylic panel finishes. Prices include stand off fixings for the acrylic panel.




Dimensions


PIN 7/14  
45 frames




PIN 7/20  
66 frames



PIN 9/14  
60 frames



PIN 9/20  
88 frames



Standard Panel Finish Options



Polar White



Gloss White



Dual Satin

Prices from

Product Number	Non-locking (PIN)	Locking (MONO)
PIN 7/14	£433.80	£1,045.58
PIN 7/20	£590.22	£1,278.47
PIN 9/14	£555.70	£1,371.40
PIN 9/20	£752.90	£1,670.57

Options



Non-locking Pins



MONO Locking Pins



## PUR 2

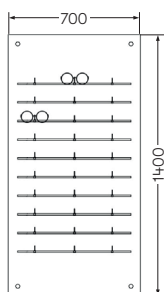
The PUR 2 horizontal bar system can be mounted directly to a wall, an acrylic panel or a laminated panel. It is extremely easy to use, versatile and can be customized easily to keep the display looking fresh. Accessories and various displays include spectacle holders, small mirrors, shelves, blister pack prongs etc. are available, along with a range of colour options for the PUR bar. The panels are available in a number of standard sizes and finishes.

The prices below include horizontal rods, rod fixings, single spectacle displays, the acrylic panel and standoff wall fixings for mounting the panel to the wall.

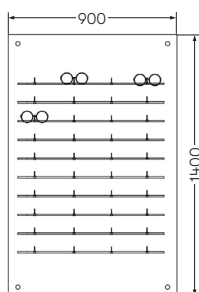


### Dimensions


PUR2 7/14  
30 frames



PUR2 9/14  
40 frames



PUR2 18/12  
88 frames



### Standard Panel Finish Options



Polar White



Gloss White



Dual Satin

### Prices from

#### Product Number

PUR 7/14	£ 744.10
PUR 9/14	£ 882.56
PUR 18/12	£ 1,357.28

### Accessories



Single Spectacle Holder  
£4.95



Spectacle Case Holder  
£6.28



Shelf  
£13.28



Shelf with Mirror  
£25.96



Mirror  
£52.65



Logo Board  
£25.12



## Good design is good business

Expectations have evolved enormously over the last year, as the effects of the pandemic have changed the way many practices hold appointments with their patients. No longer is it all about seeing as many patients as possible, as quickly as possible. Spending more time with patients in a calm manner makes for a more thorough clinical experience, but also a much more personal experience. This often leads to the patient being happy to commit to better lenses, more stylish frames and so on. For this to work, the interior must look good with spectacles well displayed. Our clients are asking for a more individual, upmarket refurbishment.



The interior provides a strong impression of the service and care given to clients. The environment of the retail and clinical space in the building are crucial to creating that feeling of excellence. Patients are not only wanting higher standards, but also expecting them.

Subtle lighting, and different areas within the retail space such as semi-private

dispensing, friendly reception areas are all important.

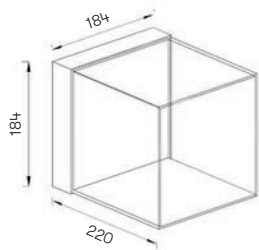
We enjoy meeting these changing requirements and are perfectly positioned to help you fulfill them. Our Designers enjoy the creative side, yet also know the importance of patient flow, functionality and budgetary constraints.

# LED Cubes

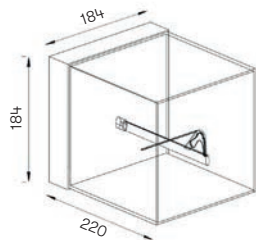
Acrylic display cubes with LED backlighting can be an excellent way to display high-quality frames. This display showcases a small number of frames in a unique and eye-catching way. The MONO option enables you to lock the frame.



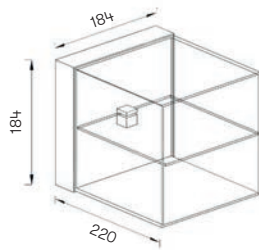
## Dimensions



**LED Cube**  
Clear acrylic cube display with integrated LED illumination from the back panel.



**LED Cube with MONO**  
Clear acrylic cube display with lockable MONO single spectacle display and integrated LED illumination from the back panel.



**LED Cube 2**  
Clear acrylic cube display with mid-level acrylic shelf and integrated LED illumination from the back panel.

## Prices from

### Product Number

LED Cube	£ 200.33
LED Cube MONO	£ 221.95
LED Cube 2	£ 217.96







Example of lightboard display with matt white back panel and satin acrylic shelves.  
Practice: Classic Eyes, Poole.

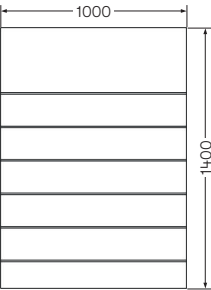
# Lightboards

The Lightboards offer a minimalist yet sophisticated way to display frames. With integrated LED illumination each shelf is fully lit up, giving an even glow and a “live front edge”. This provides an exclusive look to the frames displayed, and also creates a high-end mood within the space.

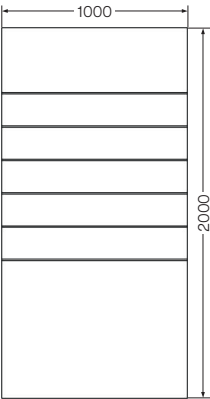


## Dimensions

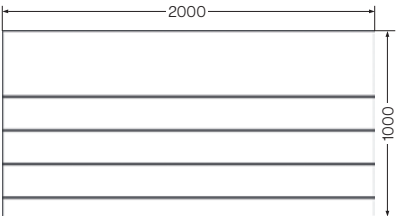
LB10/14



LB10/20



LB20/10



## Options



MONO Stick  
Lockable with adhesive pad  
£30.43



MONO Rack  
Lockable with screw fixings  
£21.62

## Prices from

### Product Number

LB10/14	£1,860.10
LB10/20	£2,014.13
LB20/10	£2,175.00



## CARRÉ System

The CARRÉ Display system is a stunning new product range for showing your spectacle frames with locking options.

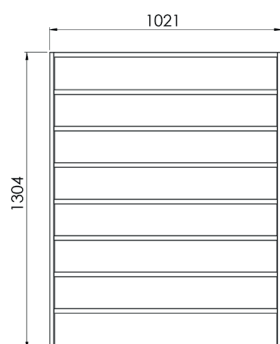
Careful thought has been given to how to show spectacle frames beautifully on shelves. The frames need good light, from above, which shines onto each individual spectacle frame. CARRÉ achieves this with pure elegance and simplicity.

Additionally, your spectacle frames can be locked into place on the shelves. Accessories include, logo promotion boxes and spectacle frame highlight panels which give an individual podium to each frame.

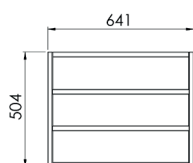


### Dimensions

#### CARRE10/13



#### CARRE6/5



### Prices from

#### Product Number

CARRE10/13	£2,435.00
CARRE6/5	£1,115.00

Please contact us for locking system.

Prices may vary depending on finish. Please contact us to discuss other options.

### Accessories



Remote locking. All locked frames on the shelves can unlock simultaneously.



Logo promotion boxes.



Frame highlight panel.



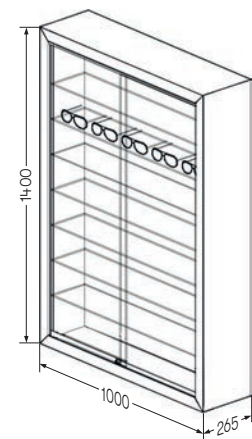
ANITA

The ANITA is a versatile and striking display that can raise the profile of any practice. With the option of back-lit illumination, dimmable, and a wide variety of surrounds and finishes, it can be tailored to any interior. Crucially, it can be supplied with lockable glass doors, providing security for more expensive spectacle frames. Alongside this, the range provides adjustable glass shelves and internal spotlights which are optional.

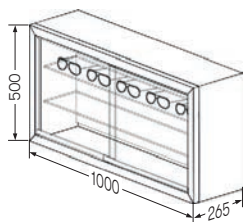


Dimensions

ANITA10/14



ANITA10/50



Prices from

Product Number

ANITA10/14 Lockable	£2,695.31
ANITA10/14 Non Lockable	£2,264.06
ANITA10/50 Lockable	£1,011.25
ANITA10/50 Non Lockable	£996.19

Prices may vary depending on finish. Other finishes and sizes available. Please contact us to discuss other options.



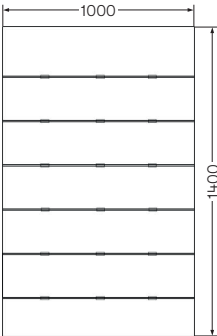
## Glass Shelves

These toughened glass shelves in clear glass, provide an unobtrusive but high quality means of displaying your spectacle frames. Simple, but effective, you can transform your plain wall into a modern product display. The choice of brackets is important, as it can help enhance the chosen style for the retail space, be it vintage, contemporary, minimalist or clinical.



### Dimensions

GS1014



### Standard Panel Finish Options



Standard Glass



Frosted Glass



Colourless Glass

### Options



Glass shelf support in brushed brass



Glass shelf support in stainless steel




Glass shelf support in black

More options available on request.

### Prices from

Product Number

GS1014      £1,080.00





## Customer experience

The customer experience has become more important in recent times. With this in mind, how does the customer feel as they enter your practice? As they wait for their appointment, they may wish to look around and see what the latest fashions are in spectacle frames, or they may just prefer to sit and wait, with something to read and a coffee. They could have a chat with the staff on reception, who they may well know from previous visits.

These are all things to consider when planning a refurbishment, and we hope we can help you create a first class customer experience for your patients. This needs to continue to the consulting rooms and all areas of the space that are patient facing. Are there good mirrors in the retail area? Is the lighting



bland, or does it enhance the display and the atmosphere in different areas? Is there privacy when customers are discussing medical points about their eyes, or about the cost of their new frames? Is the space comfortable for you and the team working in it on a day-to-day basis?

A re-fresh can address areas of your practice that have frustrated you for many years. It's an opportunity to put things right to improve the space for all who occupy it.







## CASE STUDY

### **Practice Refurbishment** Scarborows Opticians and Hearing Care, Felixstowe

As a seaside town on the Suffolk coast, Felixstowe has become a fashionable town, particularly with people relocating from London. Taking this into consideration, the brief for this newly re-located practice, included a contemporary and modern, yet warm and friendly feel. Whilst they still sought to appeal to their existing customers, it was important for them to attract new clients.

LED illuminated shelves form an elegant, horizontal display, which stretches far along the main wall. Mirrors break these horizontal lines, allowing the practice to group spectacle frames into different sections. The horizontal theme is continued with the wall-mounted glass top display drawers below the shelves.

The deep blue on the walls, combined with powder blue and off-white tones are restful yet strong. The steel posts which support the floating shelves and the mirrors are in a carefully chosen soft light grey.

---

## Freestanding Units

Optical practices come in all shapes and sizes, but you always need storage! Consequently the following section shows a varied range of storage units and display for spectacles, which can be wall mounted, floor-standing against a wall, or freestanding in the middle of a room. Mewscraft's designers endeavour to make these displays look amazing. As fashions and trends evolve, we try to be at the forefront of good design, and are always thinking of functionality, aesthetics, and cost considerations.



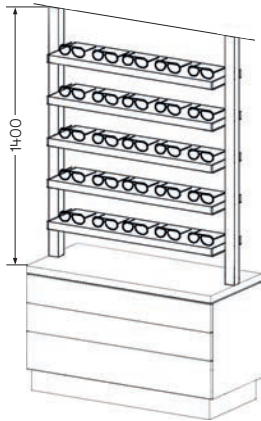
# Metalwork Displays

Free standing displays can help fill that area of your retail space that you feel is currently wasted. You may need more display, or more storage, and our free-standing displays can offer both. With steel structures, LED lighting and joinery, we can create something to suit you. Any size, any shape, any finish. With our team of designers and excellent manufacturing partners, we should be able to create something for you.



## Dimensions

MW10/14



## Prices from

Product Number

MW10/14 (without LED lighting)	£938.75
MWL10/14 ( with LED lighting )	£1,501.25

All prices exclude storage unit below. Other finishes and sizes available.





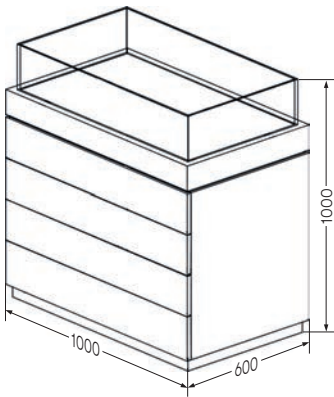
Example of ELIZA showcase with key locking storage, LED display lighting and glass top showcase for frame display.  
Practice: Conway's of Oxford.

# ELIZA Showcase

This freestanding island display, with glass showcase and optional storage is perfect when there is free space in the middle of the practice. The ELIZA breaks away from regular retail shelving and entices customers to browse. The frames under the glass top can look exclusive and special, especially if the optional LED spotlights are chosen. Different sizes, shapes and finishes are all possible.



## Dimensions



Standard ELIZA Showcase

## Prices from

### Product Number

ELIZA100/60	£1,600.00
ELIZA100/60 with Double Cupboard	£1,750.00
ELIZA100/60 with 4 x Drawers	£1,950.00

Prices may vary depending on finish. Other finishes and sizes available. Please contact us to discuss other options.

## Options



LED Display Lighting







Example of glass top storage unit with flush glass top and white foam inserts inside.  
Practice: The Eye Collective, Birmingham.



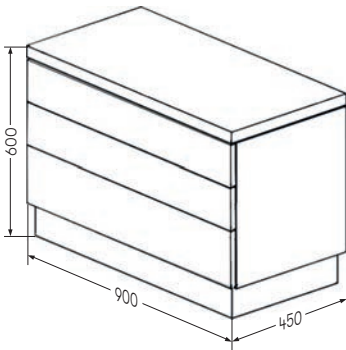
Example of wall mounted storage unit with drawers and double cupboard.  
Practice: Sage Opticians, Suffolk.

Storage Units

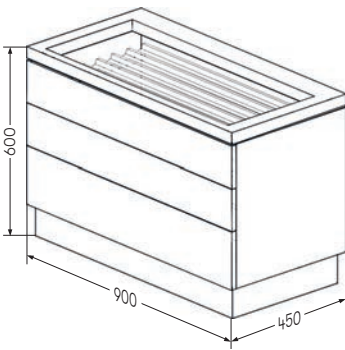
The glass top storage drawers maximize the potential for frame display. These can either be wall mounted, or they can sit on the floor and have either legs, or a plinth. Doubling up as storage and display, these drawer units can sit particularly well below display rods or shelves. They allow you to increase your frame display without the need to clutter up the walls. With a variety of designs they can be tailored to suit your needs. Locks to the drawers are optional.



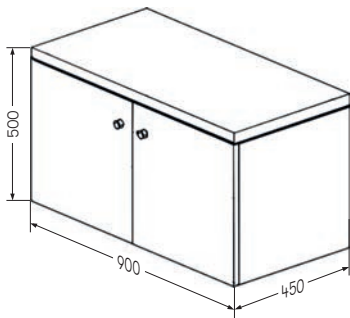
Dimensions



BS900/3  
Freestanding storage  
2 shallow & 1 deep drawer




GTS900/3  
Glass top storage  
2 shallow & 1 deep drawer



WM900/DC  
Wall mounted storage  
Double cupboard

Options



Foam inserts in charcoal grey  
£37.95



Foam inserts in white  
£37.95

Prices from

Product Number

GTS900/3 (2 shallow & 1 deep drawer)	£ 858.00
GTS900/4 (4 shallow drawers)	£ 933.00
GTS900/2F (2 shallow & 1 glass front drawer)	£1,086.00
WM900/DC (Double cupboard)	£ 588.00
WM900/3 (2 shallow & 1 deep drawer)	£ 696.00
BS900/3 (Freestanding 2 shallow & 1 deep drawer)	£ 828.00

All prices exclude handles.  
Foam inserts not included.

Prices may vary depending on handle or finish. Other finishes and sizes available. Please contact us to discuss other options.

# Desks Seating and Lighting

---

There are more important elements to a successful optical practice design than displays and storage. The more functional side of the practice needs consideration. Staff at a reception desk or welcome desk greet the customer coming into the practice, and so set the first impression. Dispensing desks are important for one-to-one interaction between customer and dispensing optician. Practical seating which also looks good is important for both patients and staff.

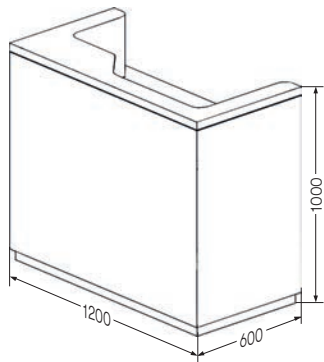


# Reception Desk

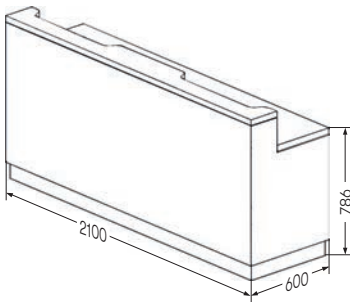
The phrase ‘you only get one chance to make a good impression’ cannot be understated when it comes to your reception area. Every customer, visitor and employee that walks into your practice will get an immediate first impression about the company from the layout, style and presentation of the reception area. Mewscraft provide a bespoke design service for all furniture, so we can create a reception desk tailored to you and your practice.



## Dimensions



POD10060  
Welcome/Pod Desk  
Pod desk priced with 1x PC storage unit



SRD21060  
Standard Reception Desk for 2 people  
Reception desk price with 2x PC storage units

## Prices from

### Product number

POD10060	£1,650.00
SRD21060	£2,650.00

Prices may vary depending on finish. Other finishes and sizes available. Please contact us to discuss other options.

## Extras



Graphic Logo from £300.00  
(Example)





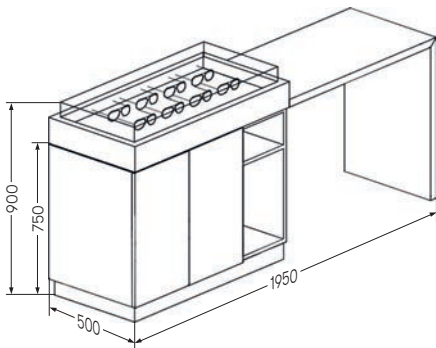
Example of dispensing desk with tapered legs and storage unit below.  
Practice: Moin Valli Opticians, Slaithwaite

# Dispensing Desk

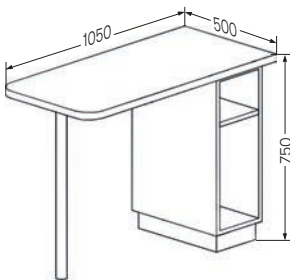
The dispensing desk is an important piece of furniture within a practice. It needs to suit the dispensing optician in terms of fitting spectacles to the customers. It also needs to accommodate the customer and perhaps their companion, to allow the dispensing to be done in a comfortable way. With years of experience within the optical design sector, Mewscraft can work alongside you create the perfect dispensing area, or you can choose from our standard range.



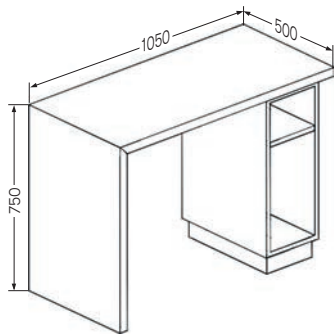
## Dimensions



DDB1950



DDC1050



DDS1050

## Prices from

### Product number

DDB1950 ( Dispensing bar with showcase display and storage )	£2434.50
DDC1050 ( Dispensing desk with curve and table leg )	£696.00
DDS1050 (Dispensing desk with solid leg)	£747.00

Prices may vary depending on finish. Other finishes and sizes available. Please contact us to discuss other options.





## Seating

The seating in your practice needs careful thought: Is it practical for your patients to sit on? Arms, seat height, overall width, material, and so on. Does it look good and do the colours compliment the practice colour scheme? Is it contemporary, modern, or out-dated? And then there's the seating needed for your dispensing optician, your receptionist, and optometrist. There is so much on the market, that it can be mesmerising working through what you need. Mewscraft has chosen a few here, and can also suggest many other options.

All prices from

### Waiting Chairs



Elane Armchair  
£384.75



Avanti Armchair  
£363.15



Magda Armchair  
£657.45

### Task Chairs



Take Off  
£405.00



Platinum Mesh  
£240.30



Platinum Plus Round with high back  
With arms £294.30  
Without arms £248.40

### Dispensing Chairs/Stools



Tamper Proof  
£151.20



Dispensing Stool  
£184.95



Bromley with high back  
With arms £473.58  
Without arms £405.54

# Lighting inspiration



Lighting is important within any space. As we all know, it creates an atmosphere and a mood and can be the difference between a place you love, and one you don't enjoy spending time in.

Appropriate lighting is very important in an optical practice, not just to illuminate the space, but also to influence the mood, ambience and style.

At Mewscraft, we have huge experience in this field and excellent contacts too, to help us create the right impression in your practice.

The elements worth considering are:

**Ambient lighting:** The background lighting in the room. This is normally in the ceiling.

**Spotlights:** To introduce light and dark areas, and create impact. For example, to illuminate the frame displays.

**Display lighting:** To show your spectacle frames at their best. This can be LED lighting within the display, beneath shelves, or around a framed panel.

**Wall lighting:** To create atmosphere within the space. Perhaps in dispensing areas and waiting areas.

**Pendants:** To suggest and designate different areas whilst enhancing the character of the space. Perhaps over the reception area, or dispensing area.

When working on a refurbishment, or a new practice design, we combine the above considerations to develop the proposal. There are many lighting options on the market, and we help to select the best quality to suit your budget, including a sense of style if this is required.











## CASE STUDY

### **Practice Refurbishment** Standish Styling Opticians, Wigan

Standish Styling Opticians is a dynamic and progressive new practice, in Standish, Wigan. We created this practice from an empty shell, listening to our client and working with him to come up with a design that pushed the boundaries for an optical practice. With a bar in the retail space, our client definitely wanted to make a point: a visit to the opticians can be a really enjoyable experience!

With black steel metalwork, rose gold ironmongery and copper effect finishes carefully incorporated throughout, the customer will immediately feel that they are somewhere special. The LED illumination on the underside of each display shelf illuminates the spectacle frames, giving them a presence.

High-end and cutting edge, the practice will certainly make an impact in Standish.

# Window Displays

---

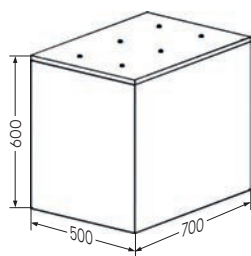
Of all elements within visual merchandising, window displays are often the most direct in attracting potential new customers. They are usually the first point of visual contact a customer has with a practice. If the window is eye-catching and imaginative, people will stop to look, and are much more likely to come in. Mewscraft has a wide range to offer. We are showing some here, and our designers are at the end of the phone if you would like them to help you bring your shop-window to life.

## POS System

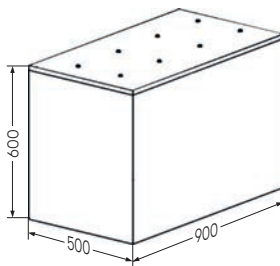
If you're looking for a simple yet elegant way of displaying items in your window, the POS system is something to consider. The screw-in steel rods elevate the shelving and showcases. It's so easy to change things around, by simply fixing them in new positions, and perhaps varying the height.



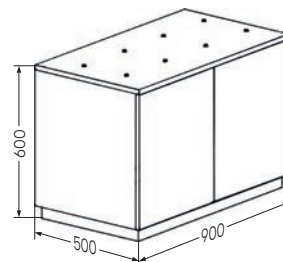
### Dimensions



POS 7/6



POS 9/6



POS 9/6DC  
With double cupboard

### Accessories



Square Shelf  
(Polar or Gloss White)  
£49.00 250mm  
£52.77 400mm  
£56.54 600mm



Circular Shelf  
(Polar or Gloss White)  
£51.51 250mm  
£55.41 400mm  
£59.43 600mm



Showcase with  
Clear Acrylic Case  
£162.33 400mm

### Prices from

#### Product Number


POS 7/4 400mm high	£308.50
POS 9/4 400mm high	£367.70
POS 9/4DC 400mm high	£466.30
POS 7/6 600mm high	£340.80
POS 9/6 600mm high	£401.70
POS 9/6DC 600mm high	£491.80

Prices may vary depending on finish.  
Other finishes and sizes available. Please  
contact us to discuss other options.

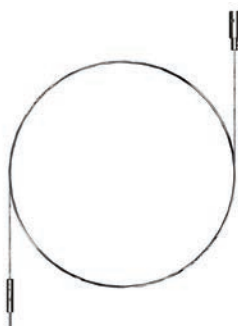


## Array System

The Array is a cable system attached to the ceiling at the top, and either the floor or a window bed or display plinth at the bottom. Individual components can be fixed to the cables, and this allows for flexibility in the display, to make your window display stand out when viewed from the street.



Mounting Rail for Telescopic Rod  
£30.36 per metre



Mounting Steel Wire Set  
3500mm max.  
£53.40



Single Spectacle Display  
£13.07



Acrylic Circular Shelf  
190mm dia.  
£31.03



Clear Acrylic Glass Ball  
230mm dia.  
£116.20



Frosted Acrylic Rectangular Shelf  
500 x 190mm  
£36.31

## Scope System

The Scope is an adjustable ceiling-mounted display system that allows height adjustment via telescopic mounting rods. This allows displays to be mounted in the window at varying heights.



Telescopic Rod  
900 - 1270mm  
£79.95



Frosted Acrylic Rectangular Shelf  
700 x 250mm  
£121.88



Clear Acrylic Showcase  
210mm cubed  
£98.00

## LED Poster Panel

Pictures or graphics in the window help you to get the message out to passers by. The LED illuminated poster panel adds vibrancy and colour to your shopfront. These poster panels can be mounted on cables or hung from the ceiling on rods.




A1 Portrait/Landscape  
£332.68

A2 Portrait/Landscape  
£243.58

A3 Portrait/Landscape  
£138.11

# How to proceed

Hopefully you have been inspired by some of the practice refurbishments within this brochure, or perhaps by some of the individual products. If it's just the odd product you may like, please do call or email us to place an order, or to discuss further. We will be pleased to help. If you need a refurbishment or a partial refurbishment, or would like to set up a new practice, please do get in touch.



## 1. Consultation

If you would like a partial or perhaps a complete re-fit, the first step is for us to understand your requirements. Typically, we will come and visit your practice, talk to you about what you want in terms of functionality and style, and measure up the space. We also take photos of the space and try to gain an understanding of your requirements and budget. Increasingly we can do a fair amount on Zoom, remotely, but of course it is always better to meet you in person, and see your premises ourselves.



## 2. Design Process, Quotation & Order

We have a team of designers, all of whom have a degree in Interior Design, Product Design, or Interior Architecture, and many years of experience. We will put your premises onto our software system and develop preliminary layouts in 2 dimensions. Before developing the design further, we will discuss these layouts with you to understand your preferred solution.

**Visuals and Mood Boards** We can create photo-realistic visuals of your project, which most of our customers find very helpful. These show what your premises could be like once refurbished. We may also create a mood board with chosen fabrics, floor finishes, laminates, colour schemes, etc.

**Quotation** We will put together a firm quotation once all the details are worked out. We tend to itemise the different elements in the quotation, which means you can see how the quotation is built up.

**Order** When and if you are happy to proceed, we ask you to confirm your order. Although the design may need further development. Once the order is confirmed and the deposit is paid we begin with the manufacture and programme.



## 3. Fit-out

There will be a lead-time between placing your order and the date when we arrive at your premises to commence work. Many items need to be manufactured, purchased, created, and our trades people need to be lined up to suit your dates. Once on site, we do our utmost to execute everything to the agreed programme. Depending on the extent of the work involved, the time on site could be a day or two, a week or two, or perhaps 4 - 6 weeks. As an experienced fit-out company we coordinate everything to dovetail smoothly. This enables us to keep the time on site to a minimum.

